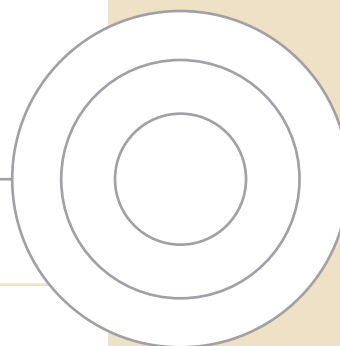


# Prosthetic



**Triple Tray®** | Dual-arch Impression Tray Page 120

**T-LOC™ Triple Tray®** | Adhesive-free Dual-arch Impression Trays 121

**NeoTray™** | Rigid Impression Trays with Tear-resistant Gold Mesh™ 121

**Alfa™ Triple Tray®** | Full-arch Closed-mouth Alginate Impressions 122

**W.O.W.™ & W.O.W.™2** | Single-use Articulators 122

**Posterior Bite Tray** | For Interocclusal (Unilateral) Bite Registration 122

**Hemodent™** | Buffered Aluminum Chloride Epinephrine-free Hemostatic Liquid 123

**Hemodent™ Cord** | Hemodent Braided and Twisted Epinephrine-free Gingival Retraction Cord 123

**FS Hemostatic™** | Ferric Sulfate Epinephrine-free Hemostatic Liquid 123

Prosthetic

## Dual-arch technique for 1-2 unit impressions

1

Try the appropriate Triple Tray to ensure it fits passively when the patient closes.



2

Apply adhesive to tray walls and overload both sides of the Triple Tray with a firm-setting impression material.



3

Remove cord, if used, and syringe impression material onto critical areas.



4

Place loaded Triple Tray into the mouth and have patient close properly. Check contra-lateral side to verify proper occlusion.



5

Inspect the final impression for detail and to ensure the patient has not closed into the sides or distal bar of the tray.



## Triple Tray®

Proven Accurate In Over 90 Million Impressions

All Premier® Triple Tray® designs have very thin, loose webbing which will not distort when the patient closes.

Look for Premier on the handle, your assurance of a genuine Triple Tray.

The superior performance of Triple Tray, combined with today's very accurate materials, provides you with an ideal impression in an easy technique.

Triple Tray has been consistently rated an outstanding product by a leading independent research organization due to "least water sorption and thinnest interocclusal wafer..."<sup>1</sup>

1006283	Wide Body Posterior - Box of 48†
1006203	Posterior - Box of 48†
1006213	Anterior - Box of 35†
1006223	Quadrant - Box of 40†
1006243	Sideless Posterior - Box of 48†
1006253	Extended Quadrant - Box of 35†
1006273	Three-Quarter Arch - Box of 35†
1006233	Assorted - Box of 35 Contains (5) each: Posterior, Anterior, Quadrant, Sideless Posterior, Extended Quadrant, Three-Quarter Arch, Wide Body Posterior

† Dealer: Available to you in case of ten.



Repeat Winner - 2003, 2004, 2006.



### " Outstanding Products"



Wide Body Posterior

Premier's **Wide Body Posterior Triple Tray**, is 19% longer and 33% wider than the original posterior and captures detail of up to six teeth.



Posterior



Anterior



Quadrant

### " Most Highly Rated"



Sideless Posterior



Extended Quadrant



Three-Quarter Arch

1) An independent non-profit dental education and product testing foundation, July 2000.

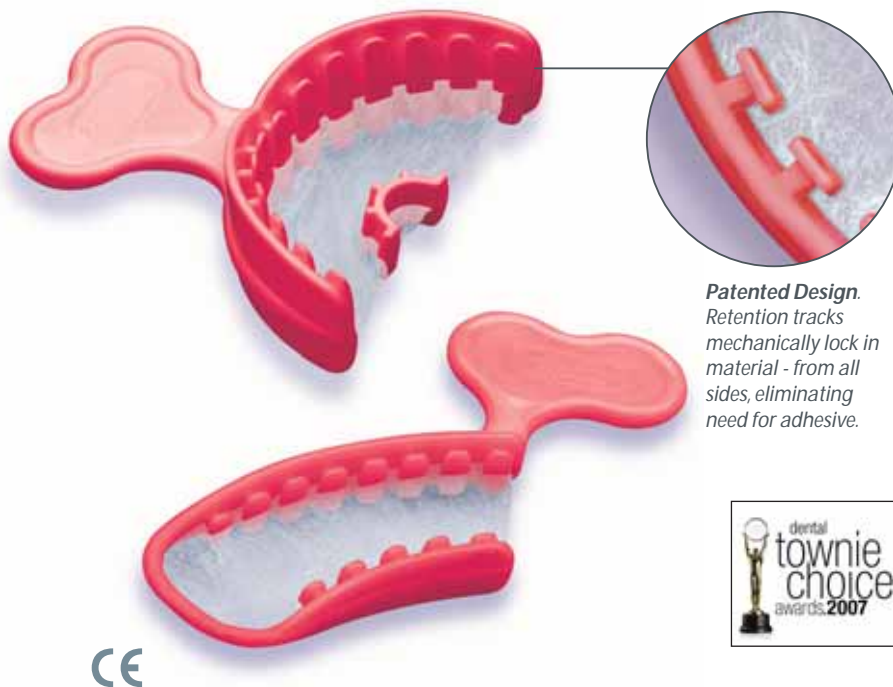
\*An independent non-profit dental education and product testing foundation, December 2002.

\*\*An independent non-profit dental education and product testing foundation, January 2001.

## T-LOC™ Triple Tray®

Adhesive-free Dual-arch Impression Trays

- Patented adhesive-free design - Retention tracks mechanically lock in material, eliminating the need for adhesives.
- Easier handling - Large, ergonomic handles simplify loading of the tray, enable easy transfer between assistant and dentist.
- Thin, loose webbing, identical to Triple Tray, maximizes intercuspation of the teeth to ensure an accurate bite.
- Greater rigidity in posterior crossbar due to the use of a new, novel polymer.
- Ensures accuracy and saves time - Low sides, thin posterior bar and wide impression areas avoid impingement when the patient closes.



**Patented Design.**  
Retention tracks mechanically lock in material - from all sides, eliminating need for adhesive.



1006204 Posterior - Box of 35

1006214 Anterior - Box of 28

1006204CS Posterior - Box of 35<sup>1</sup>

1006214CS Anterior - Box of 28<sup>1</sup>

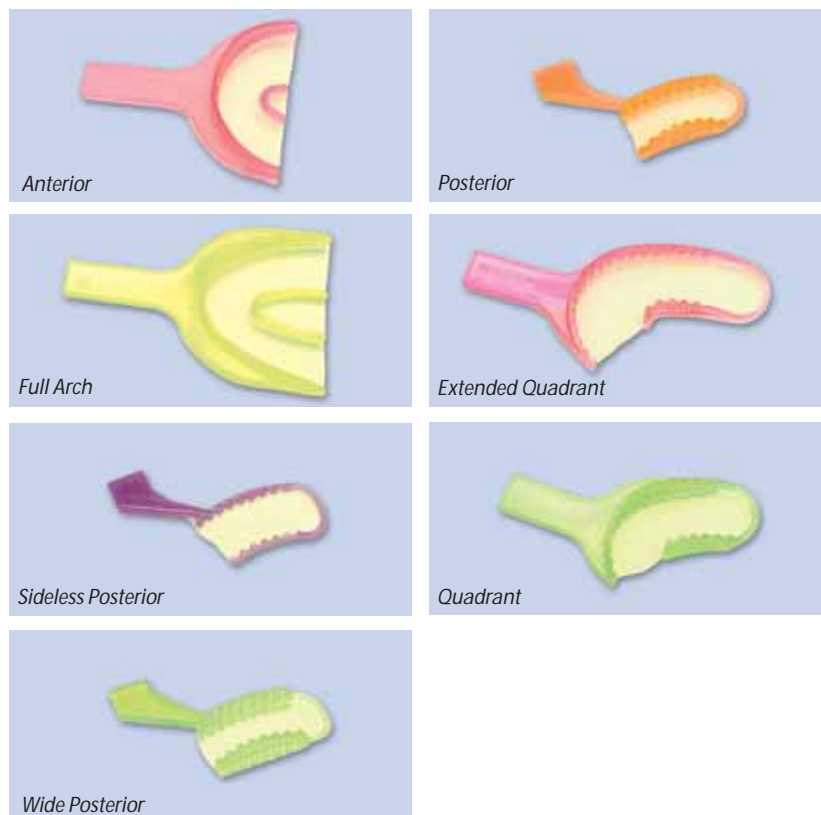
U.S. Patent #6,749,428

<sup>1</sup>Dealer: Available to you in case of ten.

## NeoTray™

Rigid Impression Trays

- Gold Mesh™ technology - Tear-resistant material
- Exclusive KR™ plastic - Provides a rigid tray without the cost of metal disposable trays or cleaning and care of single-arch trays
- Cuts chair-time in half - Simultaneously records master impressions, counter impression and bite registration
- Saves money - Less chair time, impression material and corrections
- Increases accuracy - Avoids costly errors and chairside adjustments
- Assortment of seven sizes available in fun colors that patients love.



2206NT Introductory Kit - Box of 45 - Contains: 10 each of Wide Posterior, Sideless Posterior, 5 each of Anterior, Posterior, Full Arch, Quadrant and Extended Quadrant

2204NT Anterior - Box of 30

2205NT Full Arch - Box of 30

2202NT Sideless Posterior - Box of 48

2208NT Wide Posterior - Box of 48

2201NT Posterior - Box of 48

2207NT Extended Quadrant - Box of 35

2203NT Quadrant - Box of 40



Prosthetic



**Alfa™ Triple Tray®**  
For Full-arch Closed-mouth  
Alginate Impressions



- Reduces gagging
- Cuts chair time in half - simultaneously captures upper and lower impressions
- Saves money - requires less alginate and no clean-up
- Increases efficiency - closed-mouth technique frees operator from holding tray
- Ideal for alginate impressions

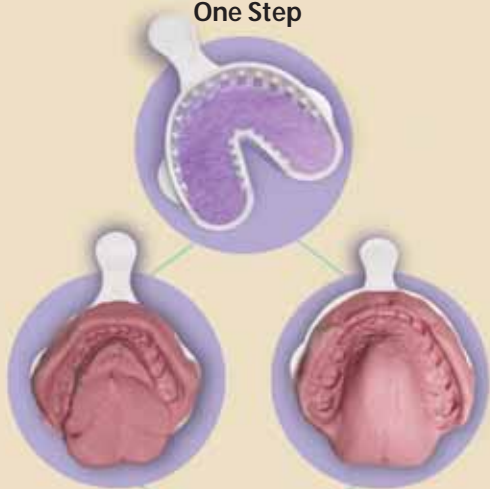
U.S. Patent #6,749,428

*"Pearls For Your Practice"*  
Dental Economics - June 2003

Box of 24

1006313	Small (purple)
1006323	Medium (white)
1006333	Large (green)
1006343	Assorted Contains : (5) Small, (14) Medium, (5) Large

One Step



**Two Impressions:**  
Mandibular and Maxillary

**W.O.W.™ & W.O.W.™2**

Accurate Disposable Articulator  
Quick and Simple

Self-articulated and precise models in two fast pours!

The W.O.W. and W.O.W.2 are innovative single-use articulators. Now you can articulate the case exactly as the dentist took the impression. Use for all types of cases, dual-impression trays, pre-poured models and conventional impressions.

Intelligent design provides accurate dies and models.

- Clear plastic view allows for accurate pin placement.
- Pin placement design eliminates rotation.
- Shallow retention grooves minimize dimensional change from stone expansion.
- Fixed hinge allows for positive occlusal relationship between upper and lower models and appropriate lateral movement.
- Remount bite, if necessary, with heat in less than a minute.

W.O.W.2 features Flash Air Dam™ technology

- Keeps unwanted debris from lodging in pin holes
- Keeps cases neat and delivers professional presentation



No CE

0069	W.O.W. Intro Kit - Contains: 30 Posterior, 20 Anterior/Full Arch and 300 dowel pins
0065	W.O.W. Anterior/Full Arch Box of 50 and 300 dowel pins
0065AD	W.O.W.2 Anterior/Full Arch Box of 50 and 300 dowel pins
0072	W.O.W. Posterior Box of 50 and 300 dowel pins
0072AD	W.O.W.2 Posterior Box of 50 and 300 dowel pins
0067	Dowel pins Bag of 300
0020	Die Maker Bag of 50



**Posterior Bite Tray**



Especially useful in close-bite registration cases as the patient will not bite through the material

Box of 50

9048076	Posterior Trays
---------	-----------------

### Hemodent™

Buffered Aluminum Chloride  
Epinephrine-free Hemostatic Liquid



For over 50 years, the world's most sought after hemostatic product. Hemodent™ effectively stops minor gingival bleeding. It contains no epinephrine to help avoid cardiac reactions. Hemodent is stable and offers a long shelf life.

Recommended to arrest bleeding during crown preparations, before impression taking, placing fillings, cement bases, or cementing inlays or crowns; also after minor surgery, curettage, gingivectomies, gingivoplasty and deep scaling.

---

Package of 10	
9007071	10cc bottle*
9007072	20cc bottle*
9007073	40cc bottle*

---

\* Individual bottles available through your dealer.



### Hemodent™ Cord

Hemodent Braided and Twisted  
Epinephrine-free Gingival  
Retraction Cords



Hemodent Cords already are impregnated with Hemodent Liquid. The cord has a pliable consistency to be easily packed subgingivally without fraying or disintegrating. The braided cord remains placid when placed due to its hollow braiding.

Both cords are dry on placement and are activated by mouth moisture. They are placed easily to shrink away interfering gingiva before making gingival impressions and are easily removed. Packaged in 7-ft. lengths in self-cutting dispensing containers.

---

Braided Cord	
9007065	Thin
9007067	Medium - Thin

---

Twisted Cord	
9007077	#3
9007078	#9

---



### FS Hemostatic™

Ferric Sulfate Epinephrine-free  
Hemostatic Liquid



A 15.5% ferric sulfate liquid solution offers instantaneous coagulation for difficult hemostatic control. It contains no epinephrine so it is safe for use on all patients.

---

9007057	1oz dropper bottle (29.5ml)
9007058	2oz refill bottle (59ml)

---

